




If you feel an earthquake that is either longer than a minute OR strong enough that it's hard to stand up THEN get to high ground, out of all zones, as soon as shaking stops!

**Tsunami Evacuation Zones
059 - Palliser Bay -
Putangirua Pinnacles - Whatarangi**



-  Red Zone
-  Orange Zone
-  Yellow Zone

If you feel either a long OR strong earthquake get out of all zones. Otherwise, evacuate only the zones you are officially told to.



For maps of the Wellington region and detailed zone descriptions:
wremo.nz/hazards/tsunami/

